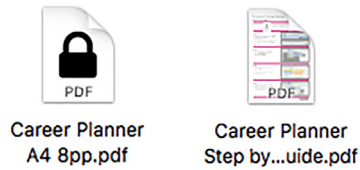


Talentino! Career Planner

Step by step guide

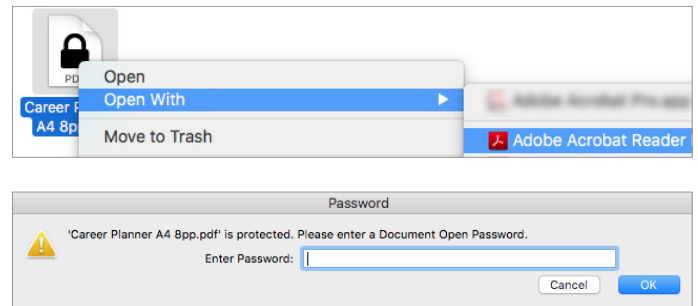
Files received:



Save these files where they can be easily accessible, ie. desktop or folder.

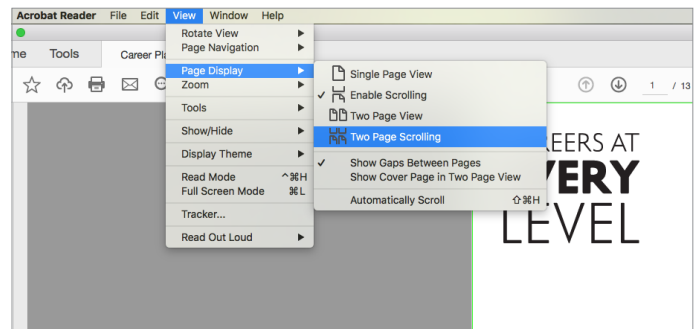
Step 1:

- Right click on PDF and choose **open with Acrobat Reader** (do not open in web browser)
- A warning dialogue box appears, enter provided password and press **OK**.



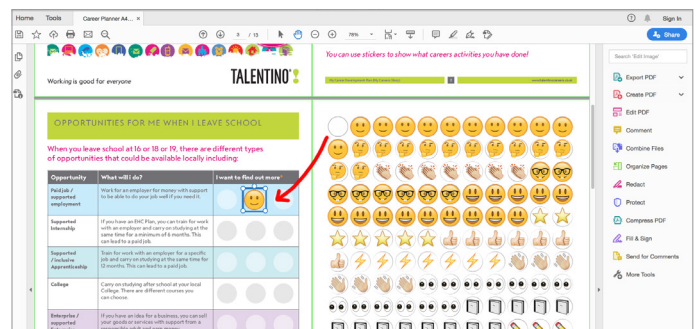
Step 2:

- Once PDF is open, go to **View**, choose **Page display**, choose **two page scrolling**.



Step 3:

- Stickers and required pages are now aligned.
- Choose your sticker and simply drag and place.



Step 4:

- When filling in form go to, **File**, **save as**, call file by your own name, leaving original file for future usage, use **save** thereafter.

